

Section 4.8

**Exponential Growth and
Decay;**

Newton's Law;

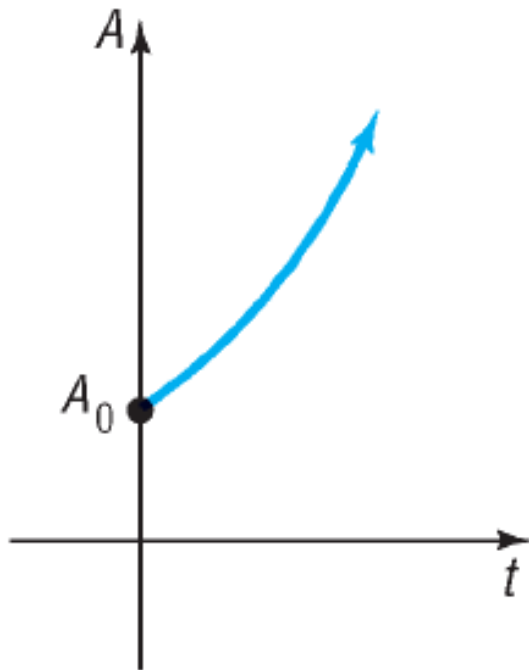
Logistic Growth and Decay

OBJECTIVE 1

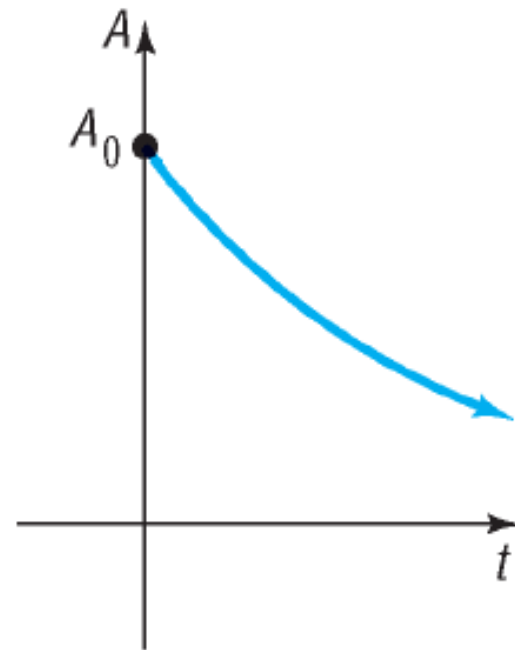
- 1 ✓ **Find Equations of Populations That Obey the Law of Uninhibited Growth**

Uninhibited Growth

$$A = A_0 e^{kt}$$



(a) $A(t) = A_0 e^{kt}, k > 0$



(b) $A(t) = A_0 e^{kt}, k < 0$

Uninhibited Growth of Cells

A model that gives the number N of cells in a culture after a time t has passed (in the early stages of growth) is

$$N(t) = N_0 e^{kt}, \quad k > 0$$

where N_0 is the initial number of cells and k is a positive constant that represents the growth rate of the cells.

EXAMPLE

Bacterial Growth

A colony of bacteria grows according to the law of uninhibited growth according to the function $N(t) = 90e^{0.05t}$, where N is measured in grams and t is measure in days.

- (a) Determine the initial amount of bacteria.
- (b) What is the growth rate of the bacteria?
- (c) Graph the function using a graphing utility.
- (d) What is the population after 5 days?
- (e) How long will it take for the population to reach 140 grams?
- (f) What is the doubling time for the population?

EXAMPLE

Bacterial Growth

A colony of bacteria increases according to the law of uninhibited growth.

- (a) If the number of bacteria doubles in 4 hours, find the function that gives the number of cells in the culture.
- (b) How long will it take for the size of the colony to triple?
- (c) How long will it take for the population to double a second time (that is increase four times)?

OBJECTIVE 2

2 Find Equations of Populations That Obey the Law of Decay

Uninhibited Radioactive Decay

The amount A of a radioactive material present at time t is given by

$$A(t) = A_0 e^{kt}, \quad k < 0$$

where A_0 is the original amount of radioactive material and k is a negative number that represents the rate of decay.

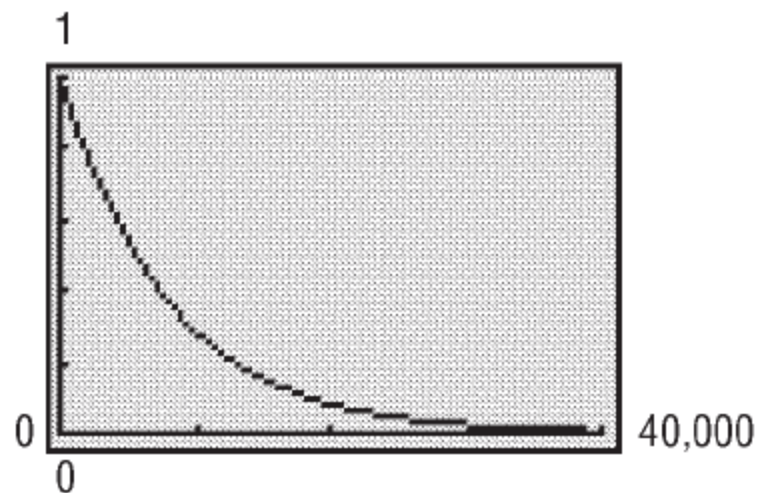
EXAMPLE

Estimating the Age of Ancient Tools

Traces of burned wood along with ancient stone tools in an archeological dig in Chile were found to contain approximately 1.67% of the original amount of carbon 14.

- If the half-life of carbon 14 is 5600 years, approximately when was the tree cut and burned?
- Using a graphing utility, graph the relation between the percentage of carbon 14 remaining and time.
- Determine the time that elapses until half of the carbon 14 remains. This answer should equal the half-life of carbon 14.
- Use a graphing utility to verify the answer found in part (a).

$$A(t) = A_0 e^{kt}, \quad k < 0$$



OBJECTIVE 3



Use Newton's Law of Cooling

Newton's Law of Cooling

The temperature u of a heated object at a given time t can be modeled by the following function:

$$u(t) = T + (u_0 - T)e^{kt}, \quad k < 0$$

where T is the constant temperature of the surrounding medium, u_0 is the initial temperature of the heated object, and k is a negative constant.

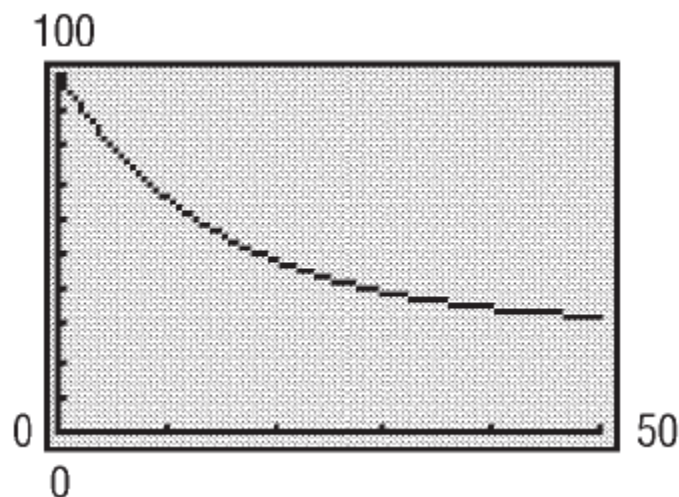
EXAMPLE

Using Newton's Law of Cooling

An object is heated to 100°C (degrees Celsius) and is then allowed to cool in a room whose air temperature is 30°C .

- If the temperature of the object is 80°C after 5 minutes, when will its temperature be 50°C ?
- Using a graphing utility, graph the relation found between the temperature and time.
- Using a graphing utility, verify that after 18.6 minutes the temperature is 50°C .
- Using a graphing utility, determine the elapsed time before the object is 35°C .
- What do you notice about the temperature as time passes?

$$u(t) = T + (u_0 - T)e^{kt}, \quad k < 0$$



OBJECTIVE 4



Use Logistic Models

Logistic Model

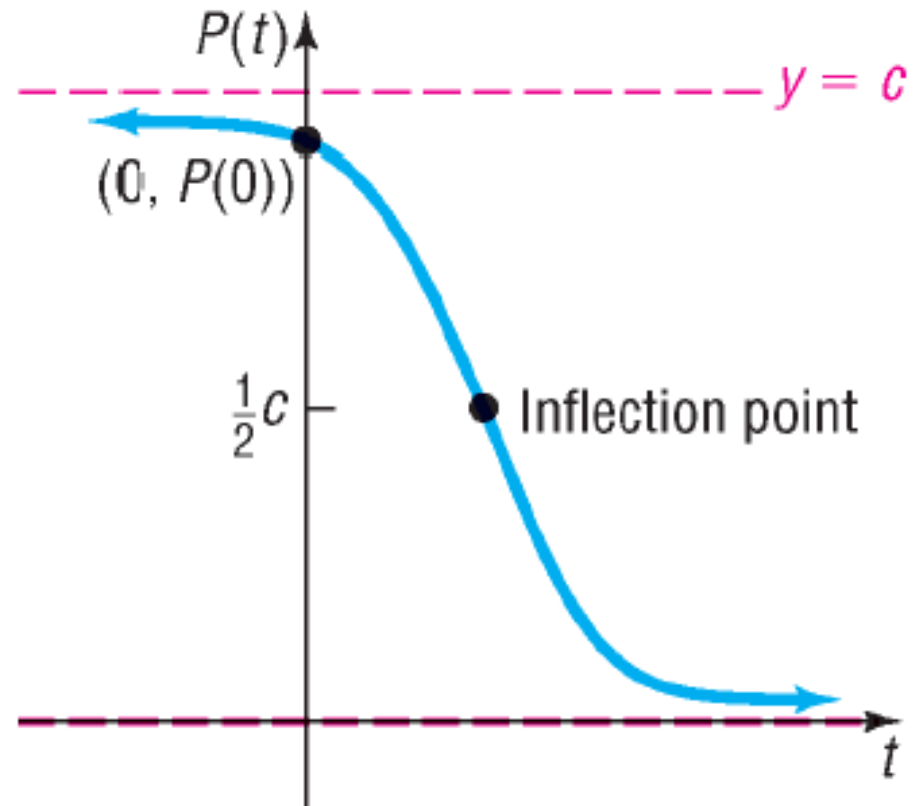
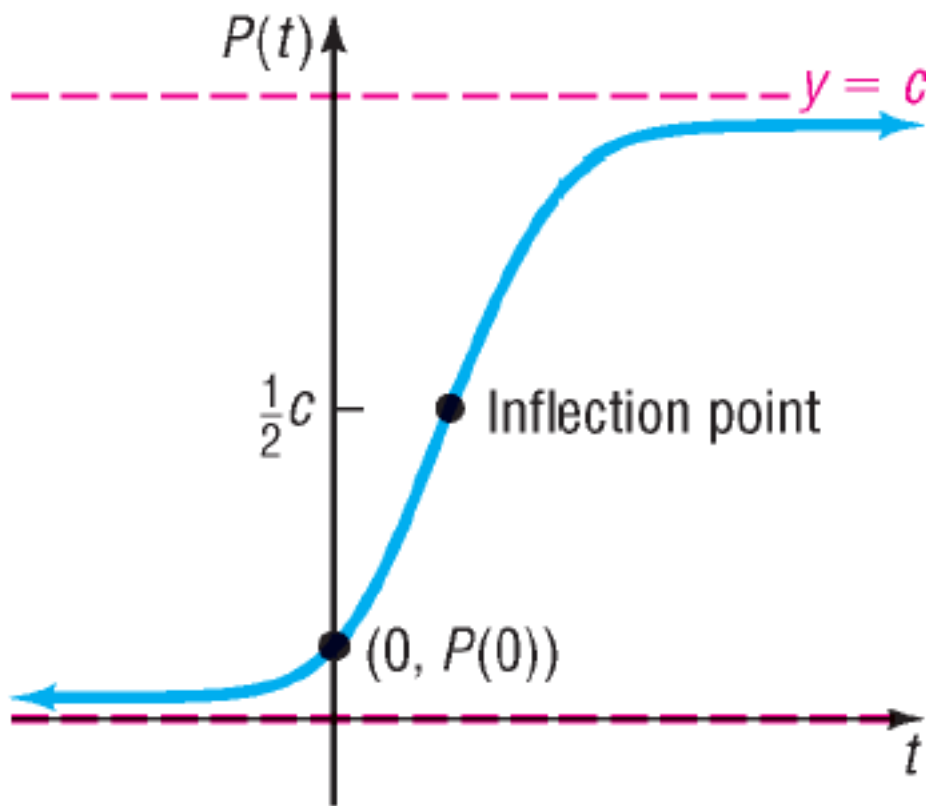
In a logistic growth model, the population P after time t obeys the equation

$$P(t) = \frac{c}{1 + ae^{-bt}}$$

where a , b , and c are constants with $c > 0$.

The model is a growth model if $b > 0$;

the model is a decay model if $b < 0$.



Properties of the Logistic Growth Function, Equation (5)

1. The domain is the set of all real numbers. The range is the interval $(0, c)$, where c is the carrying capacity.
2. There are no x -intercepts; the y -intercept is $P(0)$.
3. There are two horizontal asymptotes: $y = 0$ and $y = c$.
4. $P(t)$ is an increasing function if $b > 0$ and a decreasing function if $b < 0$.
5. There is an **inflection point** where $P(t)$ equals $\frac{1}{2}$ of the carrying capacity. The inflection point is the point on the graph where the graph changes from being curved upward to curved downward for growth functions and the point where the graph changes from being curved downward to curved upward for decay functions.
6. The graph is smooth and continuous, with no corners or gaps.

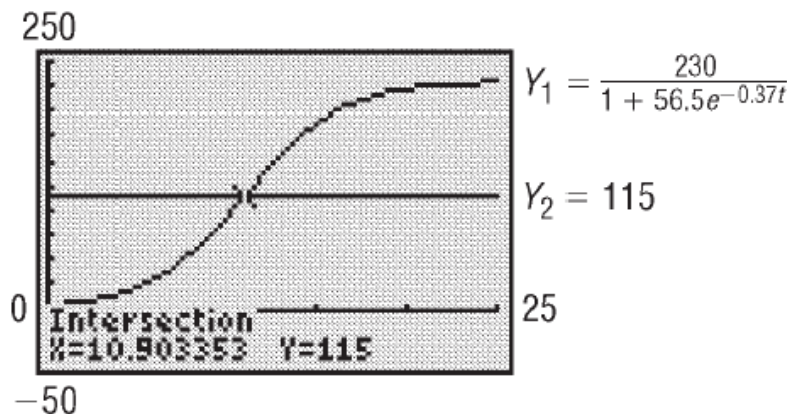
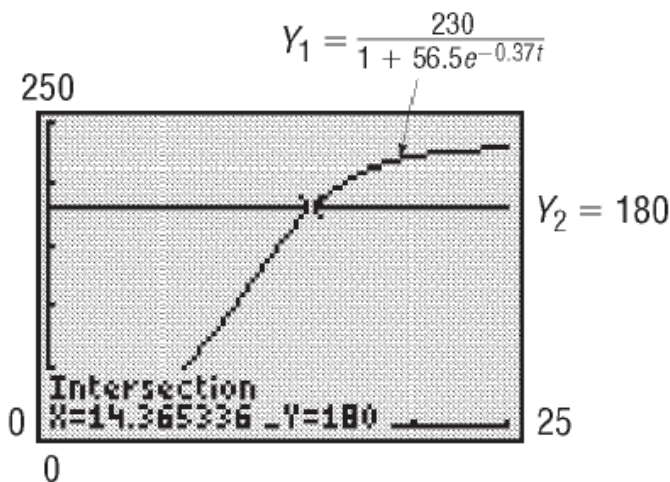
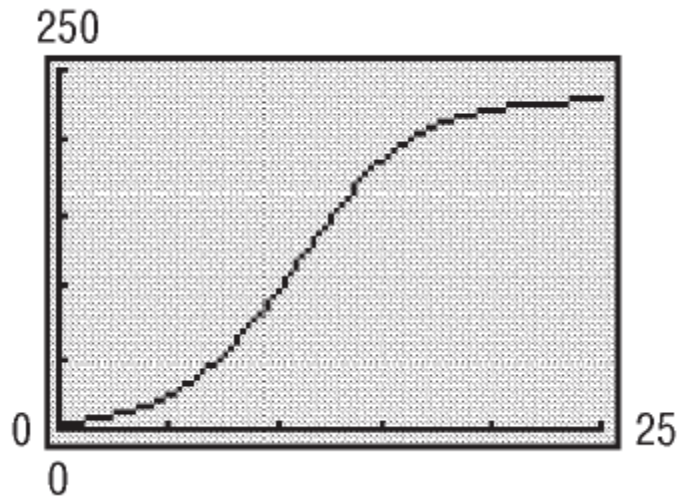
EXAMPLE

Fruit Fly Population

Fruit flies are placed in a half-pint milk bottle with a banana (for food) and yeast plants (for food and to provide a stimulus to lay eggs). Suppose that the fruit fly population after t days is given by

$$P(t) = \frac{230}{1 + 56.5e^{-0.37t}}$$

- (a) State the carrying capacity and the growth rate.
- (b) Determine the initial population.
- (c) Use a graphing utility to graph $P(t)$.
- (d) What is the population after 5 days?
- (e) How long does it take for the population to reach
- (f) How long does it take for the population to reach one-half of the carrying capacity?

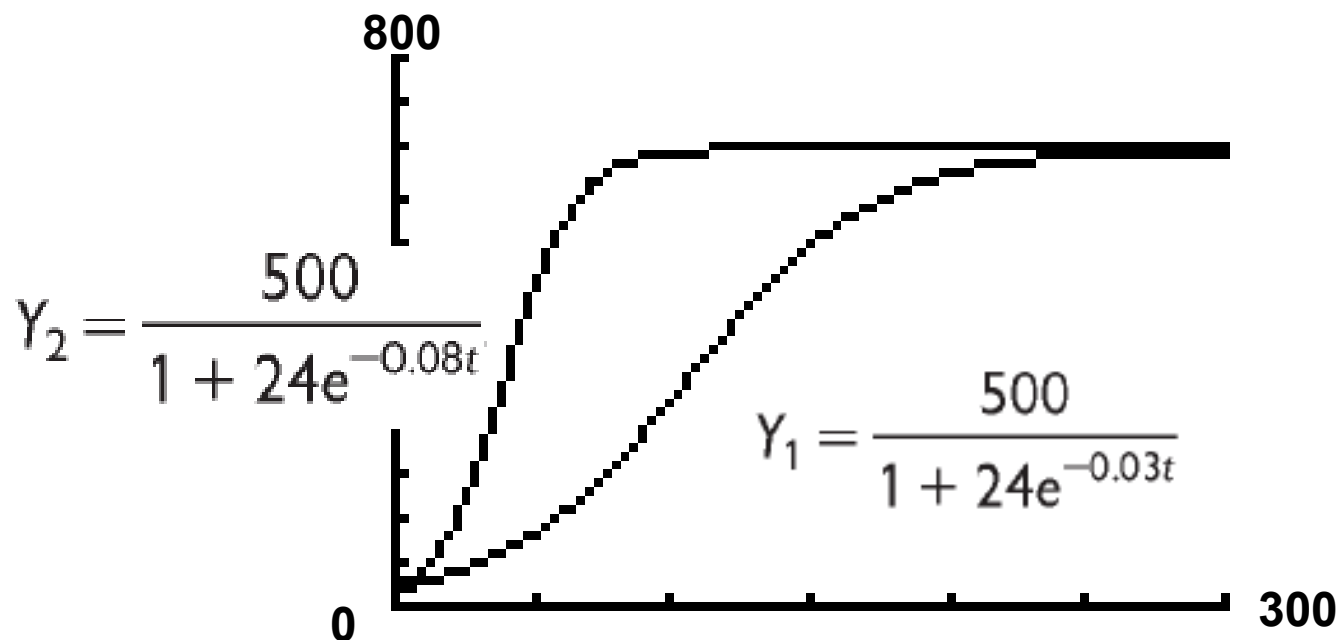


— Exploration —

On the same viewing rectangle, graph

$$Y_1 = \frac{500}{1 + 24e^{-0.03t}} \text{ and } Y_2 = \frac{500}{1 + 24e^{-0.08t}}$$

What effect does the growth rate $|b|$ have on the logistic growth function?

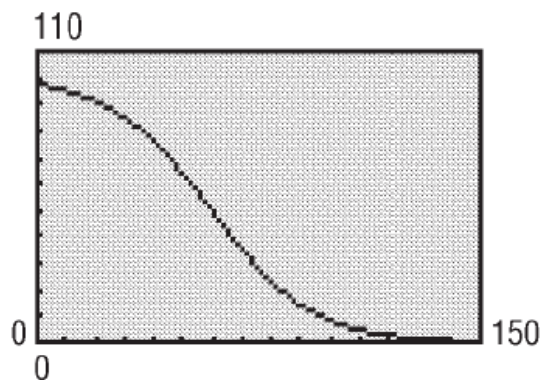


EXAMPLE

Wood Products

The EFISCEN wood product model classifies wood products according to their life-span. There are four classifications; short (1 year), medium short (4 years), medium long (16 years), and long (50 years). Based on data obtained from the European Forest Institute, the percentage of remaining wood products after t years for wood products with long life-spans (such as those used in the building industry) is given by

$$P(t) = \frac{100.3952}{1 + 0.0316e^{0.0581t}}$$



- What is the decay rate?
- Use a graphing utility to graph $P(t)$.
- What is the percentage of remaining wood products after 10 years?
- How long does it take for the percentage of remaining wood products to reach 50 percent?
- Explain why the numerator given in the model is reasonable.