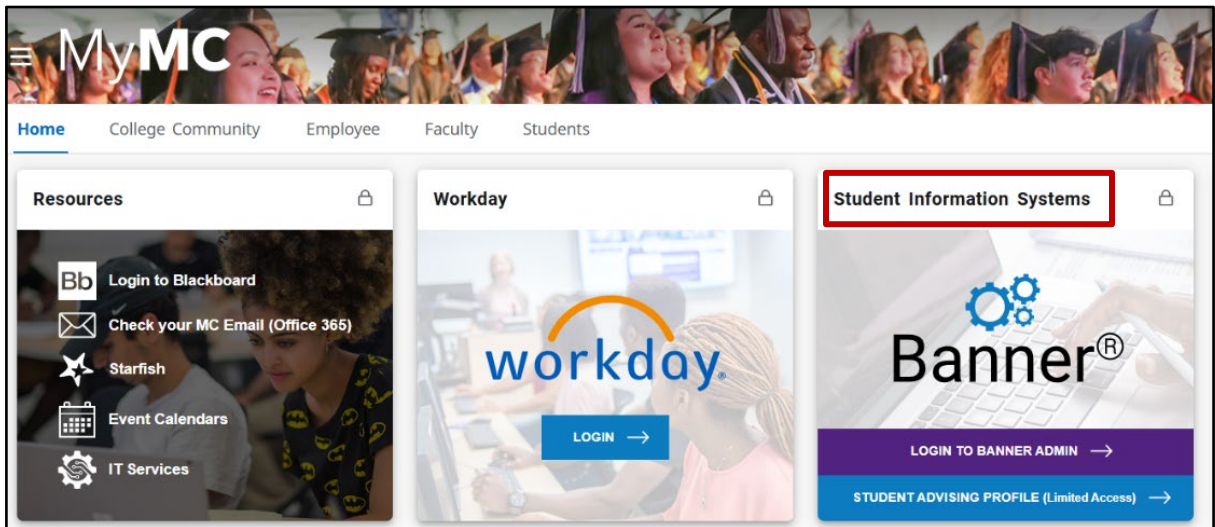


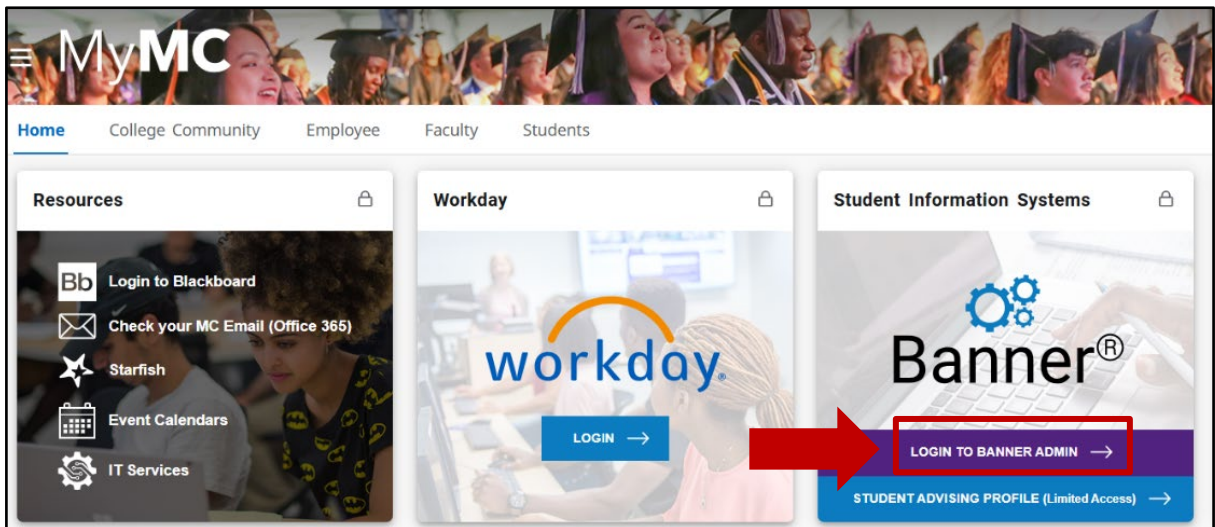
Accessing Banner Admin

The new Faculty Banner Resources page brings together commonly used faculty links in one place for easier access and improved organization.

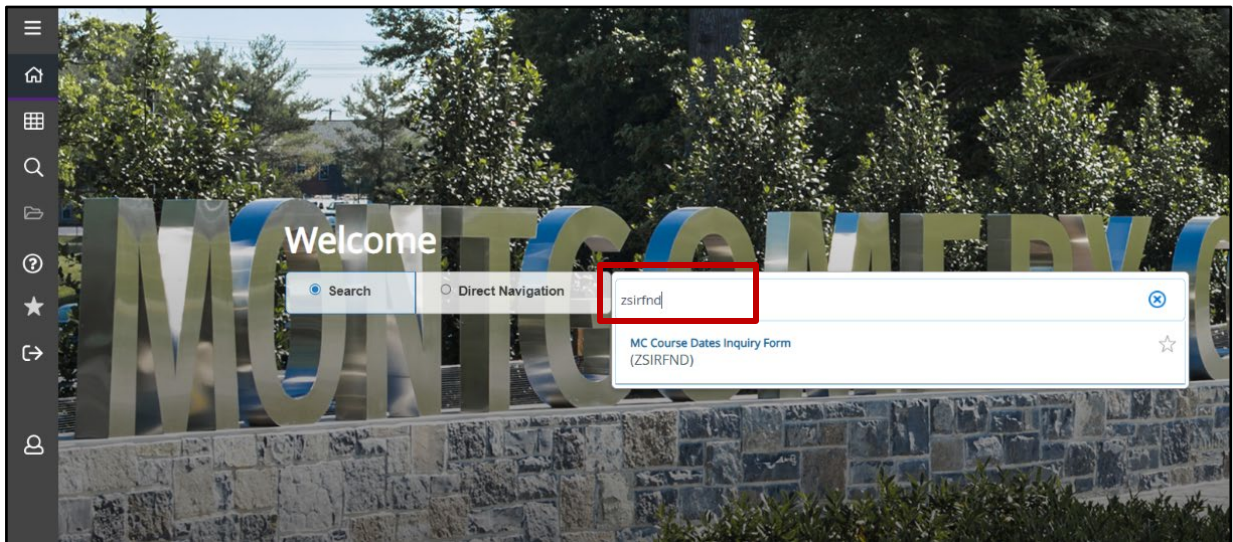
1. Log in to MyMC and go to the **Student Information Systems** card.



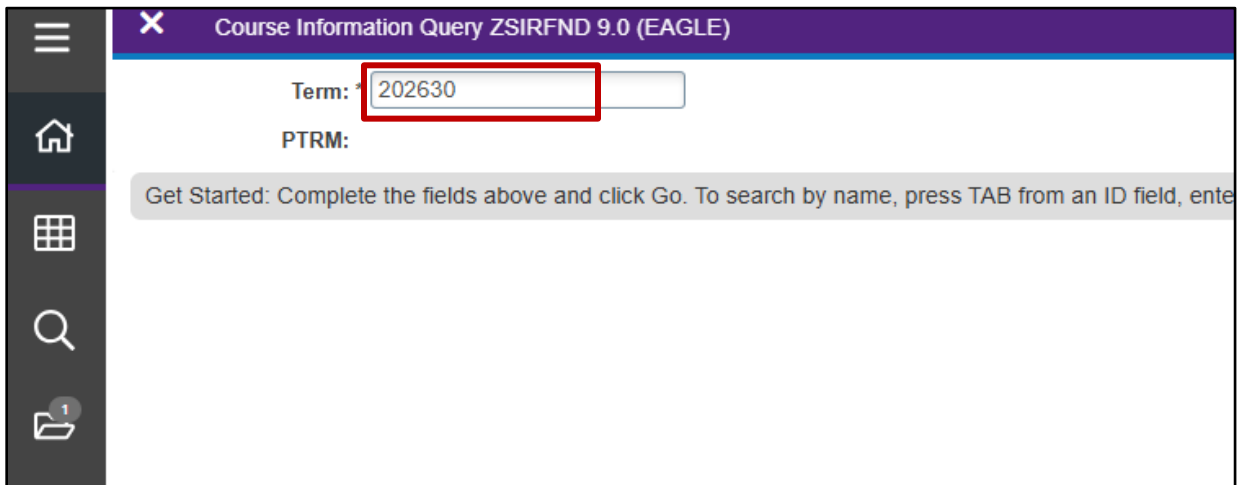
2. Click on "Login to Banner Admin."



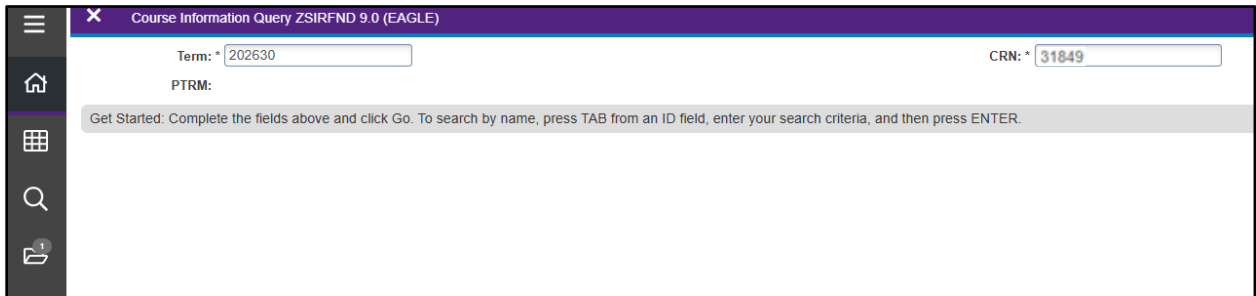
3. Type in "ZSIRFND" in the search box and hit return.



4. In the "Term" field, enter the current term (e.g., 202630).



5. In the "CRN" field, enter your five-digit CRN (e.g., 31849).

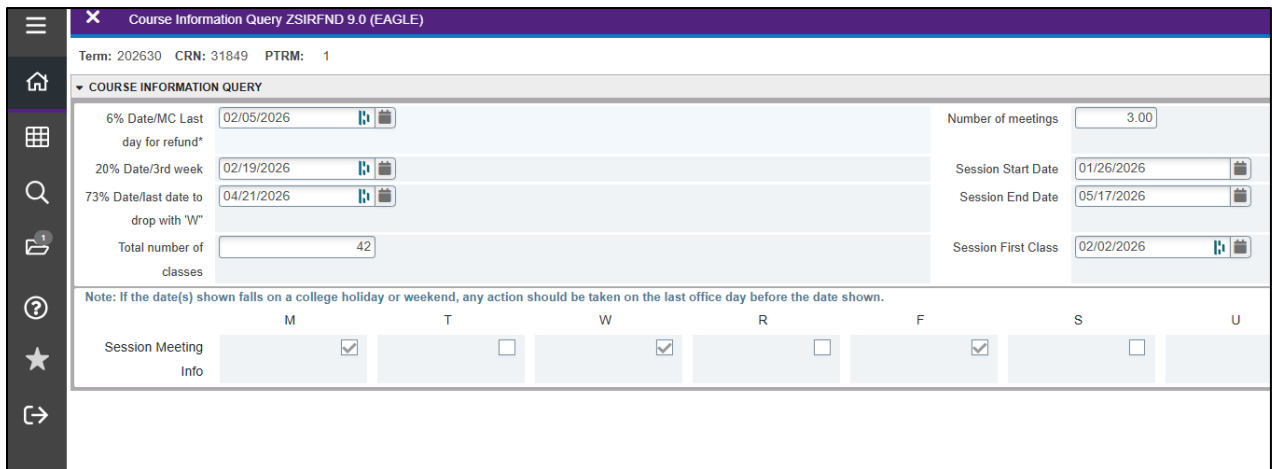


Course Information Query ZSIRFND 9.0 (EAGLE)

Term: 202630 CRN: 31849 PTRM:

Get Started: Complete the fields above and click Go. To search by name, press TAB from an ID field, enter your search criteria, and then press ENTER.

6. Click "Go." The Course Information Query will appear.



Course Information Query ZSIRFND 9.0 (EAGLE)

Term: 202630 CRN: 31849 PTRM: 1

COURSE INFORMATION QUERY

6% Date/MC Last day for refund*	02/05/2026	Number of meetings	3.00
20% Date/3rd week	02/19/2026	Session Start Date	01/26/2026
73% Date/last date to drop with 'W'	04/21/2026	Session End Date	05/17/2026
Total number of classes	42	Session First Class	02/02/2026

Note: If the date(s) shown falls on a college holiday or weekend, any action should be taken on the last office day before the date shown.

	M	T	W	R	F	S	U
Session Meeting Info	<input checked="" type="checkbox"/>	<input type="checkbox"/>	<input checked="" type="checkbox"/>	<input type="checkbox"/>	<input checked="" type="checkbox"/>	<input type="checkbox"/>	<input type="checkbox"/>