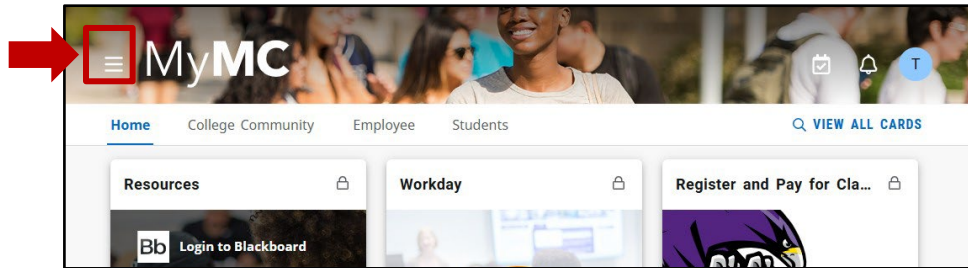


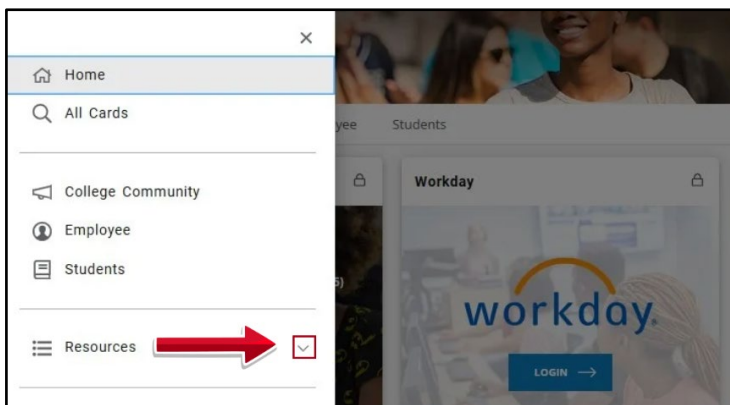
Accessing the Course Roster

The Course Roster replaces the Special Class List and contains similar, but not identical, information.

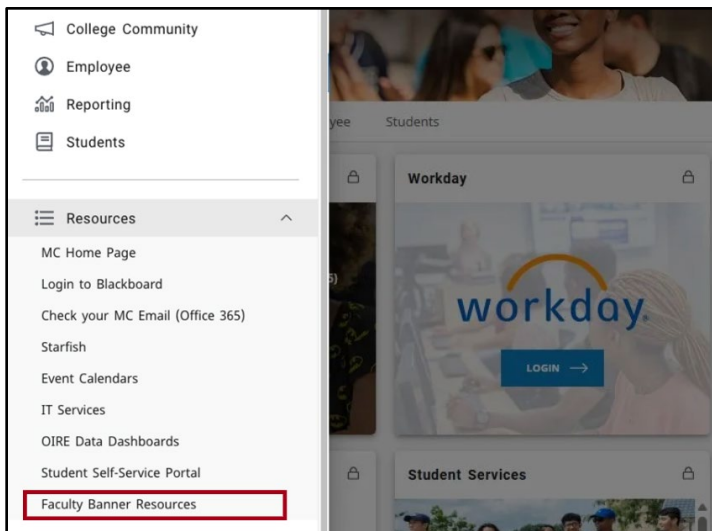
1. Log in to MyMC and go to the MyMC home page.
2. In the top left corner, click the three lines next to MyMC, also known as a hamburger or main menu.



3. Click the **Resources** drop-down menu.



4. Click the “**Faculty Banner Resources**” link.



5. The Faculty Banner Resources page appears.

Faculty Banner Resources

Hello Test Instructor,

This is the entry page for faculty and advisors where you can navigate the below pages depending on your role at the institution.
Navigation Tip: You can return to this menu at any time by clicking the MC logo at the top of the page.

Course Sections & Rosters
See all course sections (CRNs) assigned to you for the selected term and open each section's class roster.
[SEE YOUR COURSE SECTIONS & ROSTERS →](#)

Registration Overrides
Enter the overrides you are authorized to apply—such as capacity, department permission, duplicate course, or major restriction overrides—for your assigned courses.
[VIEW YOUR REGISTRATION OVERRIDES →](#)

Grade Entry
Enter midterm and final grades for your assigned courses, including NA (Never Attended) and LDA reporting when required.
[SEE GRADE ENTRY INFORMATION →](#)

Student Advising Profile (Limited Access)
Gives you an at-a-glance view of important academic details to support your advising conversations. Access is restricted to protect student information. *To request access, contact your Department Chair or Dean.*
[VIEW YOUR STUDENT ADVISING PROFILE →](#)

Teaching Schedule

6. Click the “See Your Course Sections & Rosters” link.

Course Sections & Rosters

See all course sections (CRNs) assigned to you for the selected term and open each section's class roster.

[SEE YOUR COURSE SECTIONS & ROSTERS →](#)

7. Click the CRN Listing drop-down to select a term.

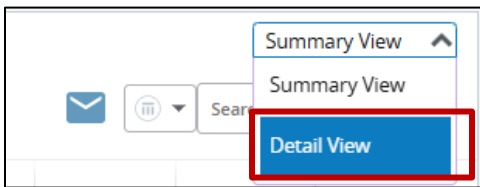
CRN Listing

Select a Term

Fall 2026 - 202720

Spring 2026 - 202630

8. In the roster table, change the view from Summary View to Detail View.



Note: The Detail View displays additional student information.

Registration Status	Level	Credit Hours	Midterm	Final	Class
Registered Web	Credit	4	Enter Grade	Enter Grade	Sophomore

Degree: Associate of Arts	
Study Path	
Level	Credit
Program	Business
Catalog Term	Fall 2024
Admit Term	Fall 2024
College	Montgomery College
Campus	Rockville
Major	Business
Department	

9. In the top-right corner of the roster page, you have the option to Export or Print.

