

Overview

Use this job aid as a resource to access required training in MC Learns by going through MyMC. Also, access to the list of required training.


Accessing MyMC

To access your required training in MC Learns, you must first access MyMC. There are two ways that you can access the required training.

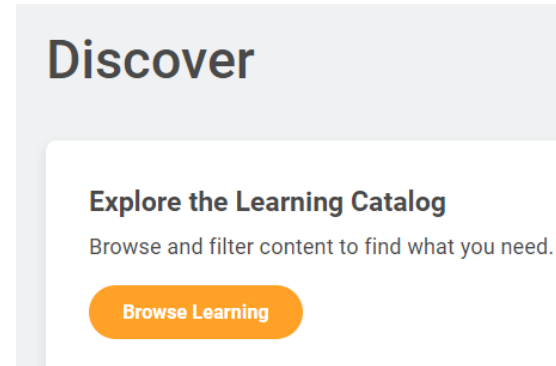
1. Log in to MyMC. Click on **Training and Professional Development**.



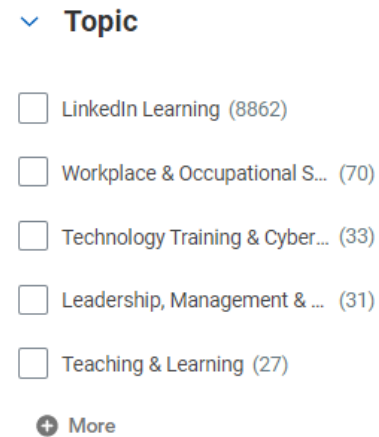
2. In the Professional Development section, click on the **MC Learns** icon.



3. The Learning Home page appears. In the Learning section, click **Discover**. On the Discover page click **Browse Learning**.



4. The Current Search menu on the left allows you to filter and search the course list. Click on **Topic**. You may need to click **+More** and then click **Required Training** from the list. The required trainings will appear on the right.

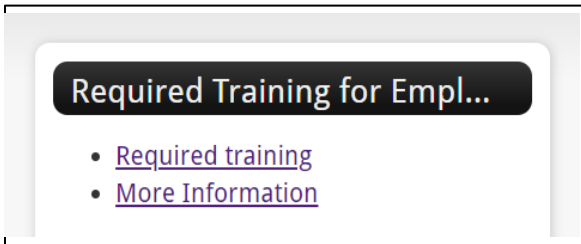


Listing of Required Training

1. Log in to MyMC. Click on **Training and Professional Development**.



2. Scroll down to the Required Training for Employees section. Click the **Required training** link.



3. The Training page appears and lists the Collegewide Online Required Training.

Title & Duration	Required For	Recommended For	Description
Data Security @MC - Annual Review FY23 🔗	Administrators, Department Chairs, Full-time Faculty, Part-	N/A	An annual review/refresh of good cybersecurity